




MS SWISS CROWN



SCYLLA



MS SWISS CROWN

★★★★ SUPERIOR

| | |
|---------------------|-------------|
| CONSTRUCTION | 2000 |
| RENOVATION | 2018/2019 |
| LENGTH | 110.00 m |
| WIDTH | 11.40 m |
| DRAFT | 1.50 m |
| CREW | 36 Persons |
| PASSENGERS | 140 Persons |
| VOLTAGE | 220 Volt |
| FLAG | Switzerland |

RESTAURANT

The restaurant is situated on the Ruby deck (middle) and serves buffet breakfast, buffet lunch and dinner. With the refurbishment, the restaurant maintains a nautical character, but gets an upgrade to incorporate a modern look.

COMMON AREAS AND SERVICES

The panoramic bar with saloon gives your guests a perfect spot to socialize. The lift gives access to all floors, excluding the Emerald deck. A sauna, steam bath and whirlpool on the upper deck offer endless possibilities for relaxation.

CABINS

29 cabins with balcony, 26 with (new) sliding windows and 14 cabins on the lower deck offer a luxurious feeling. All of them got a Nespresso machine, in addition to the TV, safe, hairdryer and individual air-conditioning.

QUALITY,
OUR PASSION.

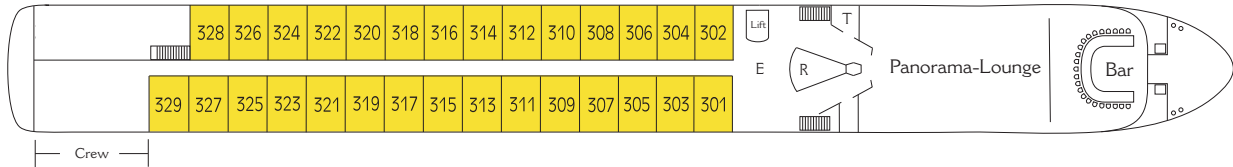


Swiss Crown

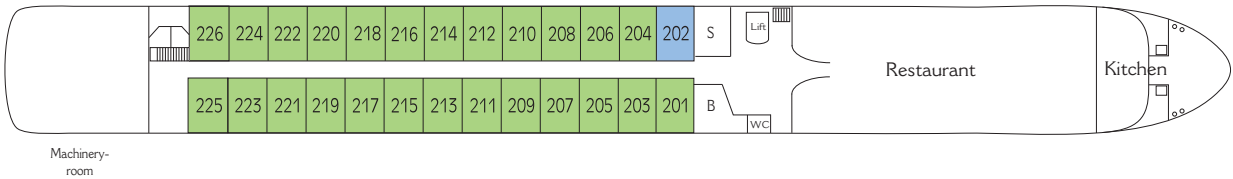
- Double cabin / Zweibettkabine
- Double cabin / Zweibettkabine
- Double cabin / Zweibettkabine
- Triple cabin / Dreibettkabine
- Single cabin / Einbettkabine
- Double cabin / Zweibettkabine
- Mini-Suite / Mini-Suite

- E Entrance / Eingang
- S Souvenirshop / Souvenirshop
- R Reception desk / Rezeption
- T Travel desk / Travel desk
- B Reading Corner / Bibliothek

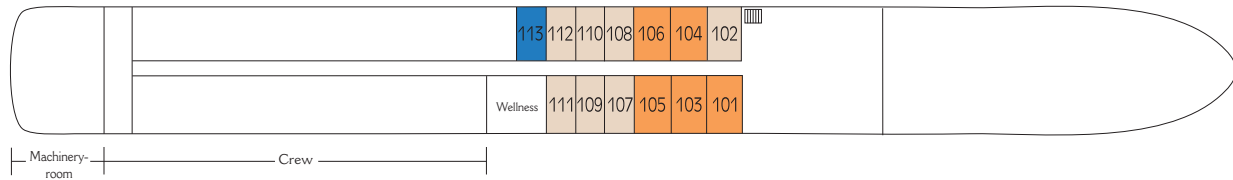
DIAMOND DECK



RUBY DECK



EMERALD DECK



MS SWISS CROWN